

## SLCD10051 - 51.2V 100Ah



### Product Features

### Residential Low voltage battery system

- High energy density, small size, light weight, no pollution;
- 1C rate charge/discharge;
- Match varied inverters;
- IP20 grade, suitable for indoor;
- 15 years design life, Stable performance, maintenance-free;



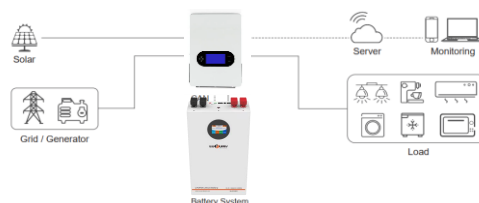
- 2 Layers Safety Design**  
Much safer  
More reliable.
- Smart management system**  
Available with Wifi,  
Bluetooth, LCD
- 1C Charge/Discharge**  
Efficient charging and  
discharging.
- Single Management**  
Ultimate security and  
ultra-simple O&M.



### Multi-Function

Luxury lithium series batteries provide superior performance, capacities and reliability. Using state of high power cell technology, the lithium series is designed for environmentally sensitive areas that require super long cycle life capabilities.

Luxury lithium batteries are widely used in industrial, residential, commercial and private applications. The maintenance free construction and advanced design features makes the lithium series the definitive choice for a wide variety of markets. Like solar and renewable energy storage, electric vehicle, golf cart and industrial equipment, floor machines, forklifts, aerial lifts, and robotics; marine, RV, and no-idle solution; Mobility and Medical Equipment; Telecom, Broadband and Cable TV; UPS systems



- Factory/Office Park/Hotel/Restaurant**  
Arbitraging from the TOU tariff, peak-load shifting
- Mobile charger**  
Used as a backup power for household use
- Off-grid**  
Multi-energy storage system with solar, diesel generator, wind turbine, etc.

## SLCD10051 - 51.2V 100Ah

### Product Parameters

### Residential Low voltage battery system

Model	SLCD10051
Battery Parameters	
Battery cell model	LiFePO <sub>4</sub> - 100Ah
Battery capacity	5.12kWh
Dimensions(LxWxH)	600*360*167mm
Weight	40
Terminal Type	T16/Plug
Terminal Torque	8.5N*M
Case Material	Steel
BMS build-in	Yes, software
Efficiency – round trip	> 99.5
Self Discharge per Month	< 3%
Max parallel connectors	15
Series connections	1
Cycle life (1C, 25°C@100% DOD)	> 6000
Discharge Temperature	-23~65°C
Charge Temperature	-3~65°C
Storage Temperature	-20~45°C
Bluetooth(App)	Optional
LCD Screen	Optional
Heating function	Optional
Voltage Window	44.8~57.6V
Recommend Charge Voltage	57V
Max Charge Voltage	59V
Recommend Charge current	20A
Max continuous charge current	100A
Recommend Discharge voltage	46V
Max Discharging Voltage	44.8V
Max Continuous Discharge current	100A
Peak Discharge Current	120A
Communication	RS485,Can

\* The system will be derated when the ambient temperature exceeds 45°C.

\*\* The system will be derated when the altitude is between 2000 and 3000m.

### Certifications

**System:** CE(IEC61000,IEC62619,IEC62477),UN3480, UKCA ;

**Cell:** IEC 62619, UL1973, UL9540A;

**Pack:** UN38.3;

**Note:** Product specifications are subject to change without any prior notice as per regular modifications made by company.

### Performance Residential Low voltage battery system

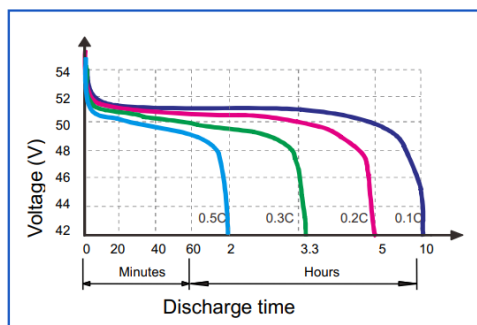
#### Constant Current Discharge Data (Amperes @ 25°C)

Discharge Time	1h	2h	3h	4h	5h	10h	20h
Cut off voltage (42.0V)	100A	50A	33A	25A	20A	10A	5A

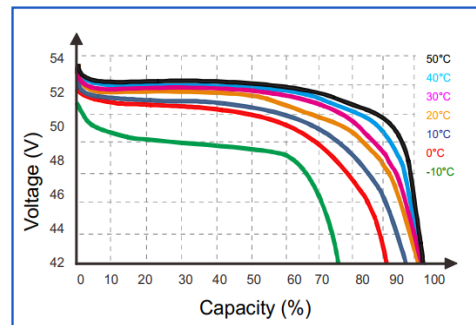
#### Constant Current Discharge Data (Amperes @ 25°C)

Discharge Time	1h	2h	3h	4h	5h	10h	20h
Cut off voltage (42.0V)	5120W	2560W	1706W	1280W	1024W	512W	256W

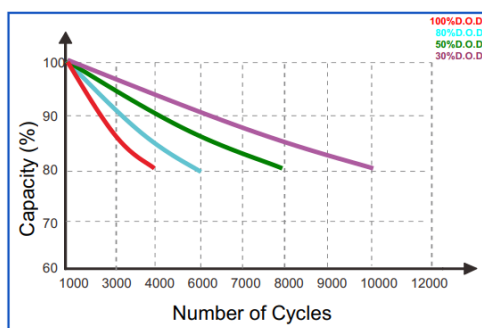
Discharge characteristics (25°C)



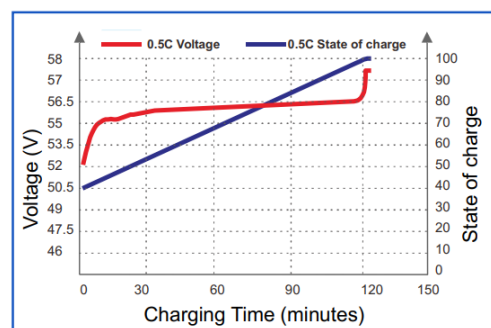
Different temperature Discharge curve (0.5C)



Discharge DOD discharge cycle life curve (0.2C, 25°C)



State of charge curve (0.5C, 25°C)



Note 1: Please always refer to the latest edition of our technical manual that published on our website to ensure safe and efficient operation.

Note 2: When make parallel connection, please full discharge batteries, then recharge after parallel connected; when series connect, please keep batteries with same remain capacity.